

## Summary - June 2021

Transported To - Destination (group)	Avg. TOC	Percentile APOD > 60		APOD %	
		(90) of T..	min		
Alameda Hospital	59.3	40.0	21	8%	266
Alta Bates Summit Medical Center, Alta Bates C..	39.7	49.2	24	6%	409
Alta Bates Summit Medical Center, Summit Ca..	36.0	47.0	50	4%	1,131
Eden Medical Center	53.8	75.8	140	16%	887
Highland Hospital	41.0	59.0	110	9%	1,170
John George Psychiatric Pavilion	38.3	76.0	46	18%	262
Kaiser Permanente, Fremont	33.5	38.0	19	4%	475
Kaiser Permanente, Oakland Medical Center	31.8	47.6	34	5%	707
Kaiser Permanente, San Leandro Medical Center	44.4	52.9	49	7%	693
Kaiser Permanente, Walnut Creek	22.9	26.6	2	1%	231
Saint Rose Hospital	55.5	81.8	71	16%	453
San Leandro Hospital	41.0	56.0	37	8%	465
Stanford Health Care - ValleyCare	44.8	87.9	121	22%	544
UCSF Benioff Children's Hospital Oakland	32.4	34.6	3	3%	90
Washington Hospital, Fremont	36.2	40.9	27	3%	777
Willow Rock Center	22.1	39.5	0	0%	8
<b>Grand Total</b>					<b>8,568</b>

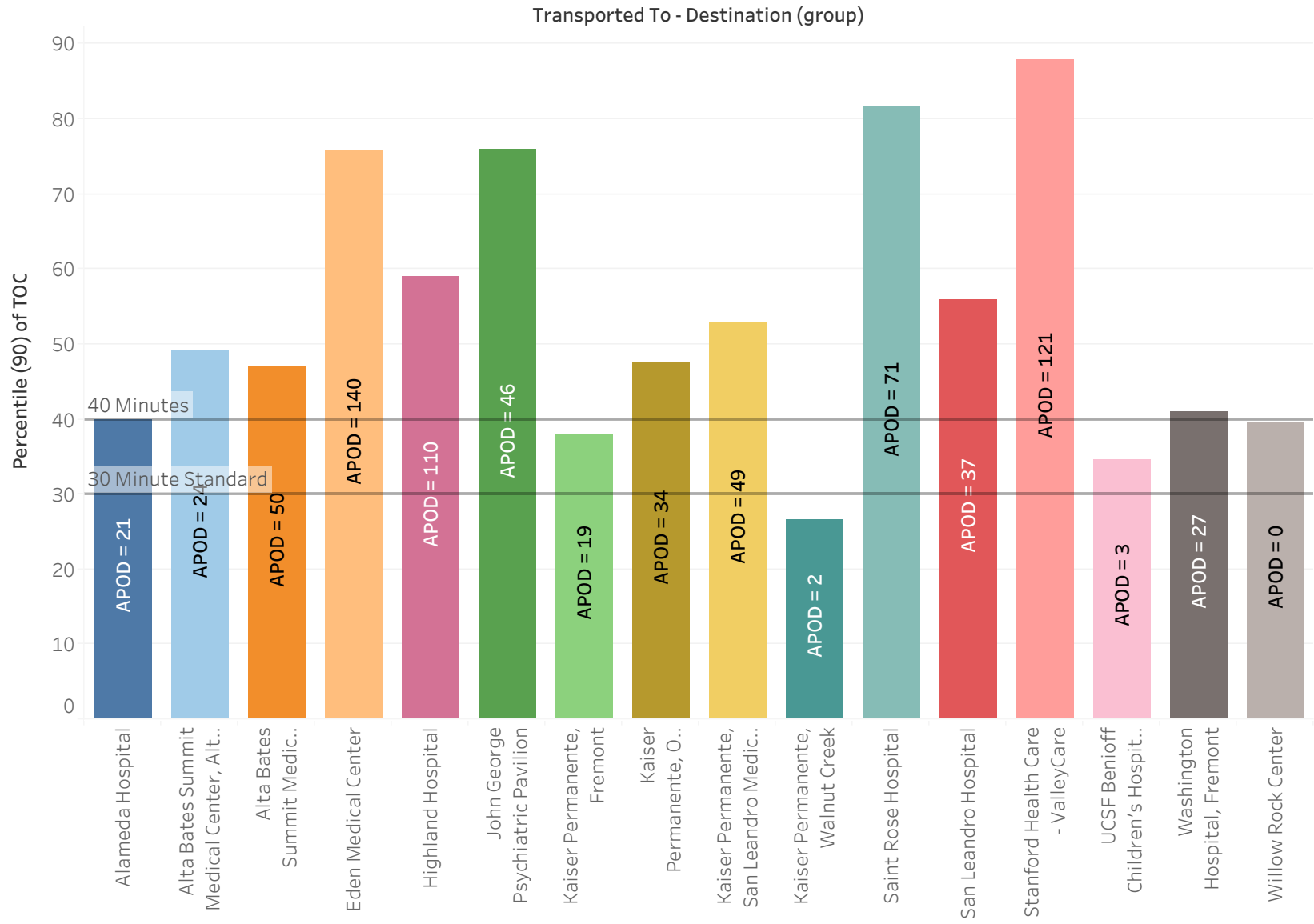
# APOT Bins

Transported To - Destination (group)	APOT Occurrence Bins					Grand Total
	20 mins or Less	21 to 60 mins	61 to 120 mins	121 to 180 mins	More than 180 mins	
Alameda Hospital	209 78.57%	36 13.53%	7 2.63%		14 5.26%	266 100.00%
Alta Bates Summit Medical Center, Alta..	277 67.73%	108 26.41%	18 4.40%	1 0.24%	5 1.22%	409 100.00%
Alta Bates Summit Medical Center, Sum..	595 52.61%	486 42.97%	33 2.92%	6 0.53%	11 0.97%	1,131 100.00%
Eden Medical Center	403 45.43%	344 38.78%	117 13.19%	7 0.79%	16 1.80%	887 100.00%
Highland Hospital	585 50.00%	475 40.60%	87 7.44%	7 0.60%	16 1.37%	1,170 100.00%
John George Psychiatric Pavilion	91 34.73%	125 47.71%	43 16.41%	2 0.76%	1 0.38%	262 100.00%
Kaiser Permanente, Fremont	339 71.37%	117 24.63%	14 2.95%		5 1.05%	475 100.00%
Kaiser Permanente, Oakland Medical Ce..	391 55.30%	282 39.89%	23 3.25%	5 0.71%	6 0.85%	707 100.00%
Kaiser Permanente, San Leandro Medical..	370 53.39%	274 39.54%	35 5.05%	2 0.29%	12 1.73%	693 100.00%
Kaiser Permanente, Walnut Creek	175 75.76%	54 23.38%	1 0.43%		1 0.43%	231 100.00%
Saint Rose Hospital	196 43.27%	186 41.06%	49 10.82%	12 2.65%	10 2.21%	453 100.00%
San Leandro Hospital	221 47.53%	207 44.52%	29 6.24%	2 0.43%	6 1.29%	465 100.00%
Stanford Health Care - ValleyCare	243 44.67%	180 33.09%	94 17.28%	22 4.04%	5 0.92%	544 100.00%
UCSF Benioff Children's Hospital ..	66 73.33%	21 23.33%	2 2.22%		1 1.11%	90 100.00%
Washington Hospital, Fremont	535 68.85%	215 27.67%	14 1.80%	2 0.26%	11 1.42%	777 100.00%
Willow Rock Center	5 62.50%	3 37.50%				8 100.00%
<b>Grand Total</b>	<b>4,701 54.87%</b>	<b>3,113 36.33%</b>	<b>566 6.61%</b>	<b>68 0.79%</b>	<b>120 1.40%</b>	<b>8,568 100.00%</b>

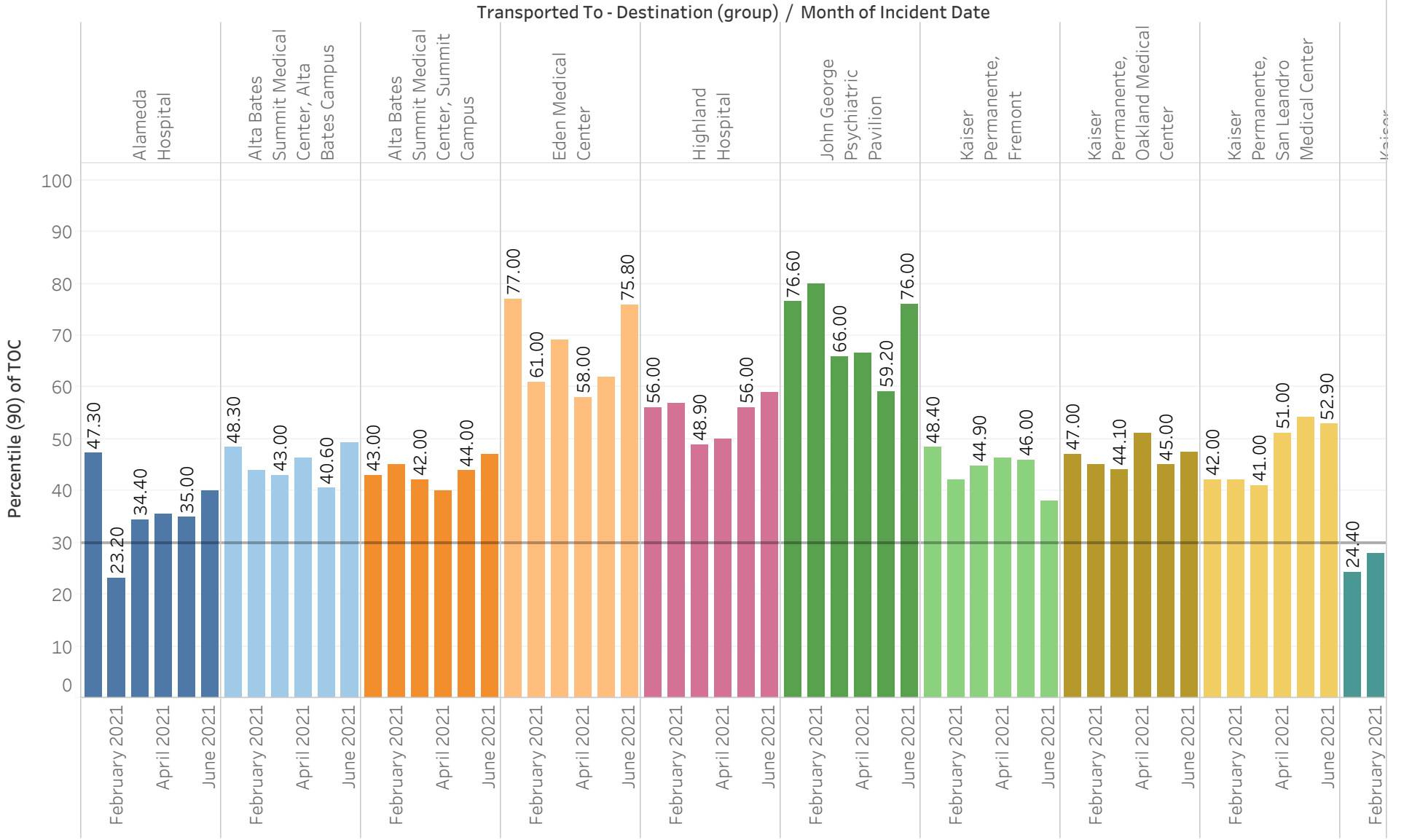
# APOT Bins Graph



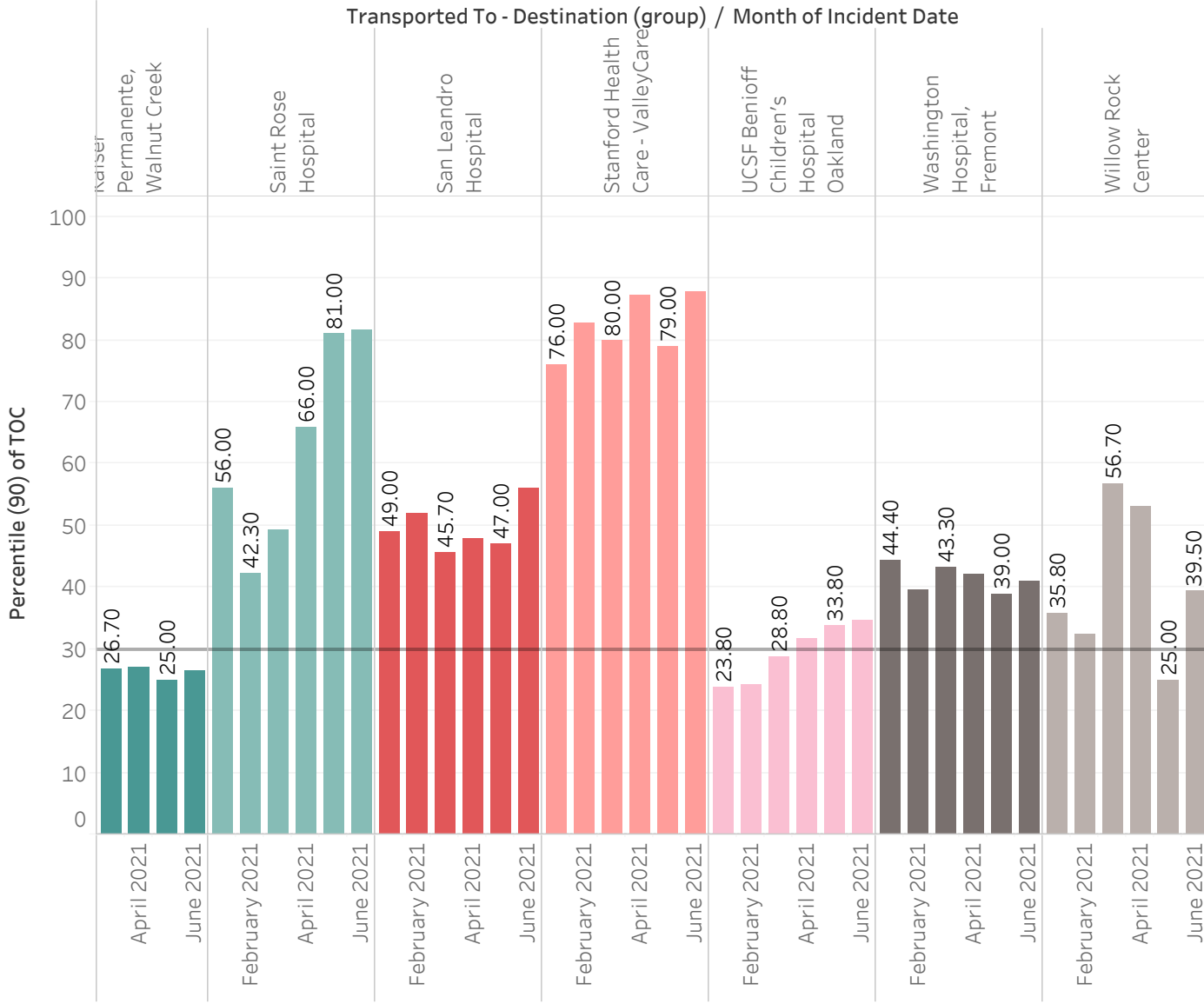
# Current Month 90% APOT



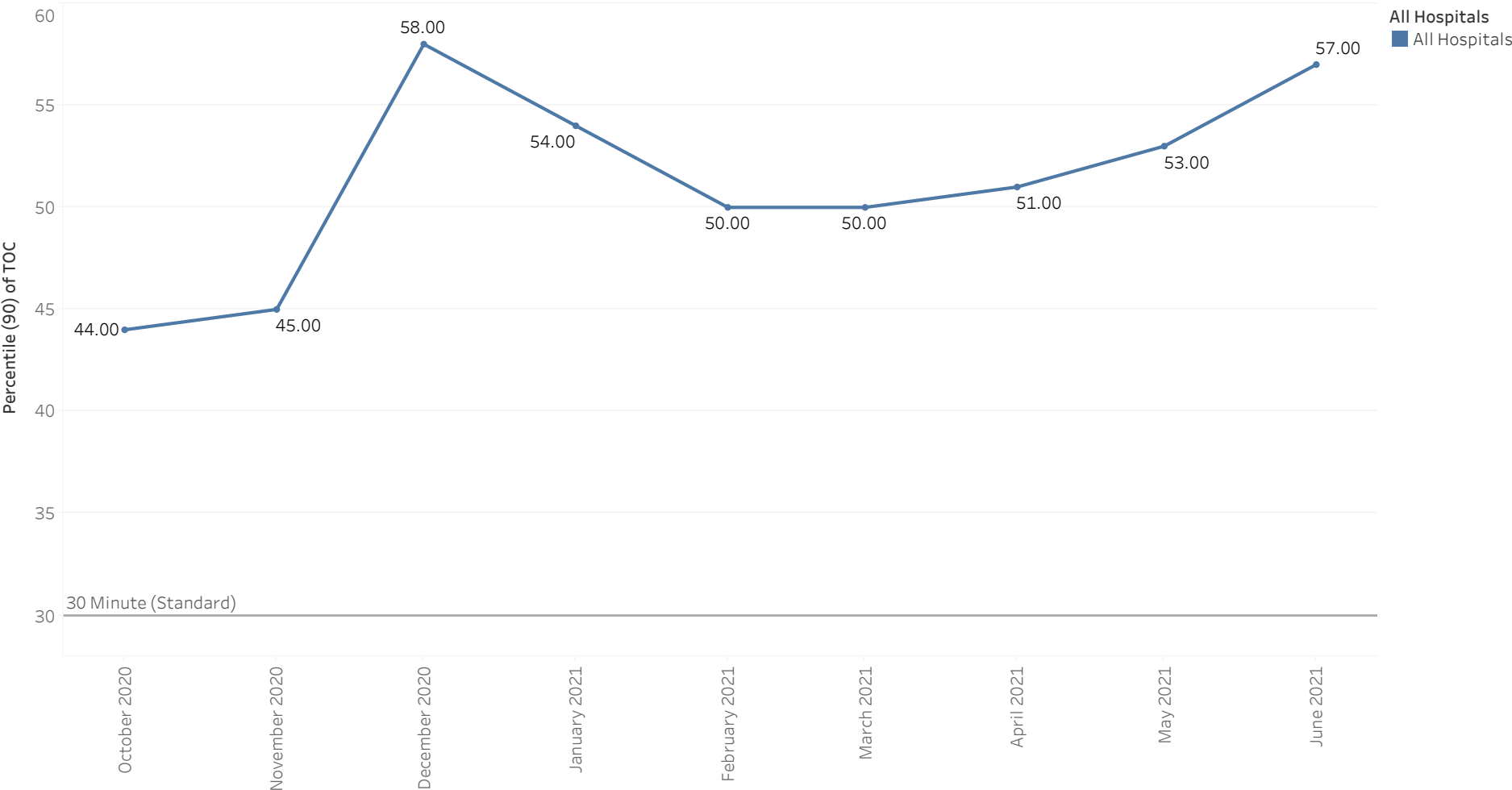
# Prev Month 90% APOT



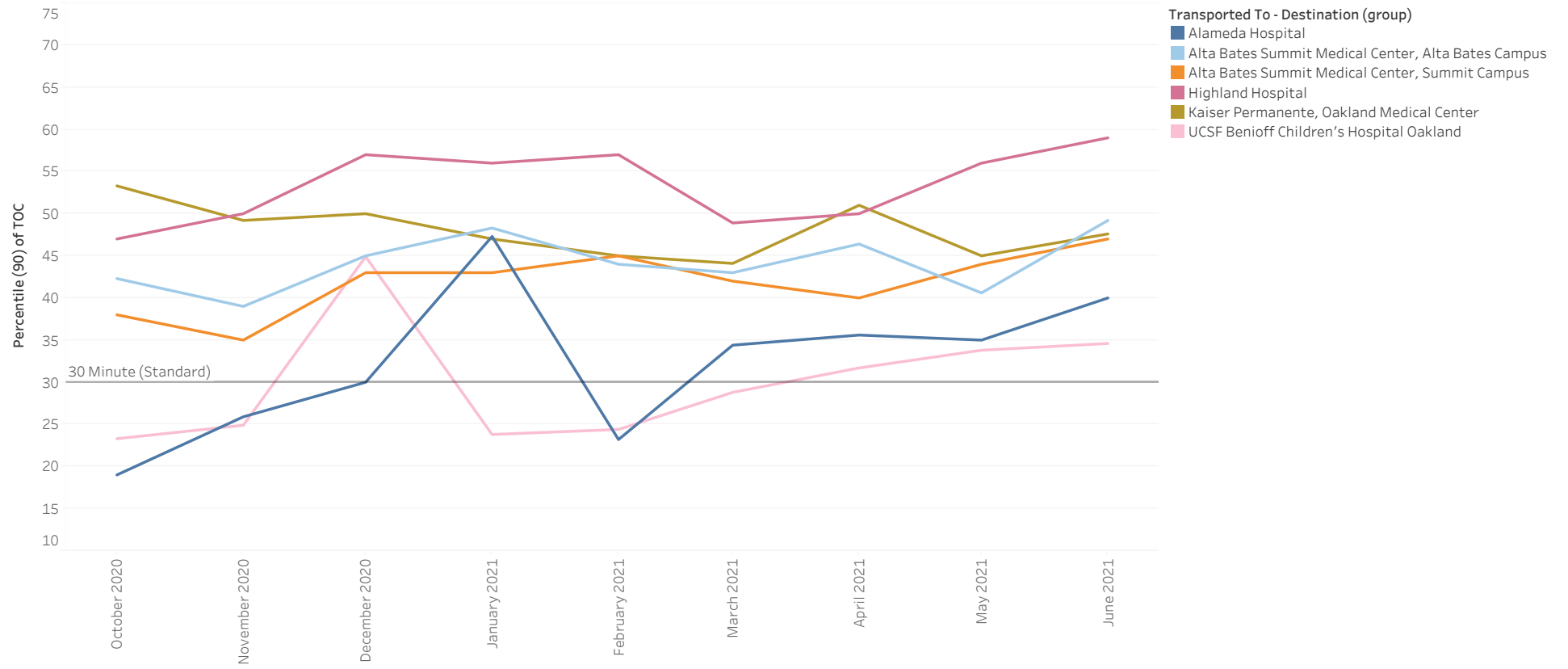
# Prev Month 90% APOT



# All Hospital 90% APOT

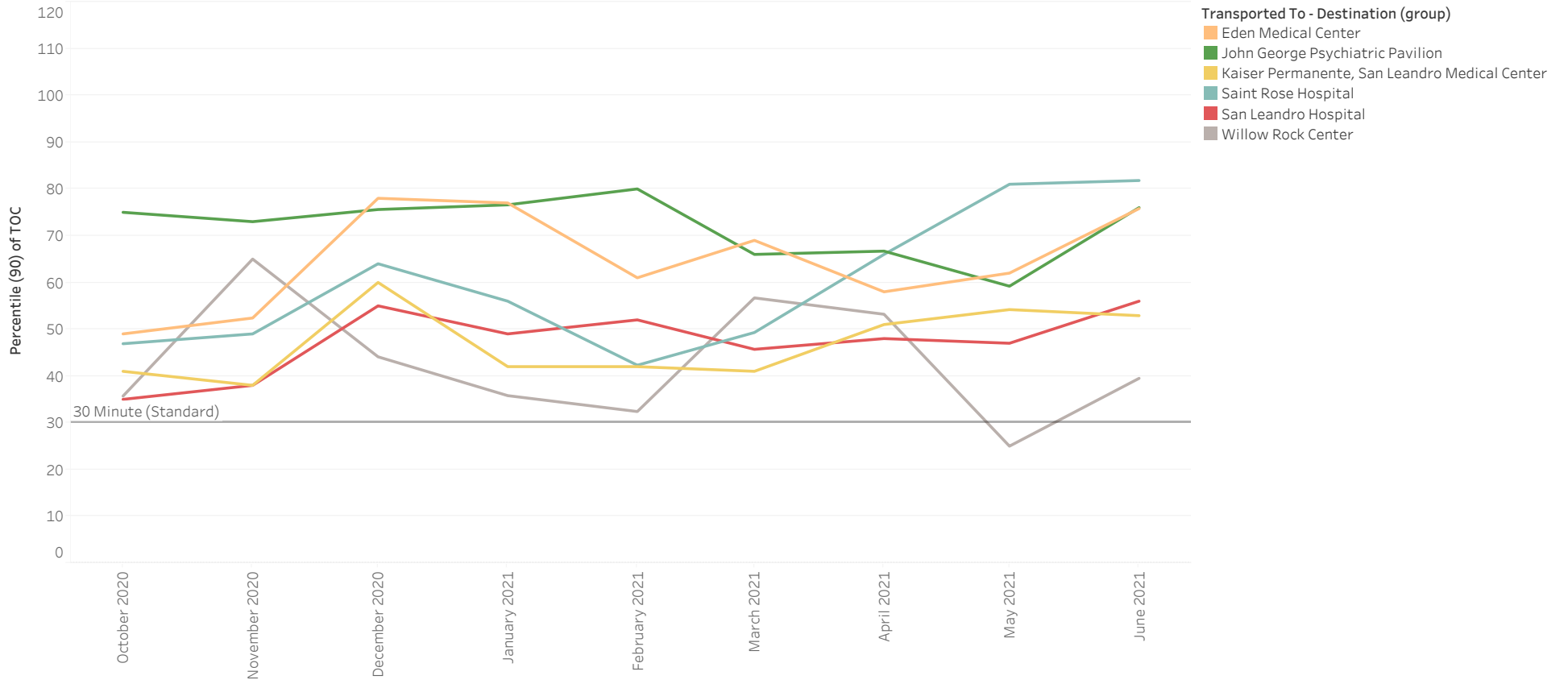


# North 90% APOT





# Mid 90% APOT



# South and East 90% APOT

